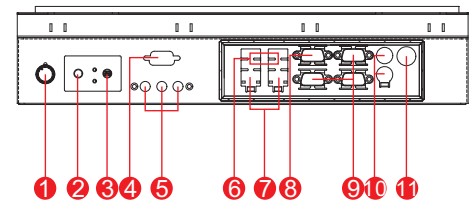
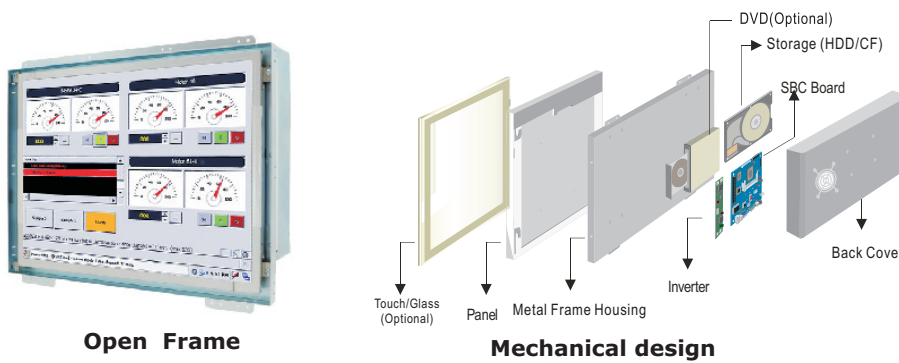


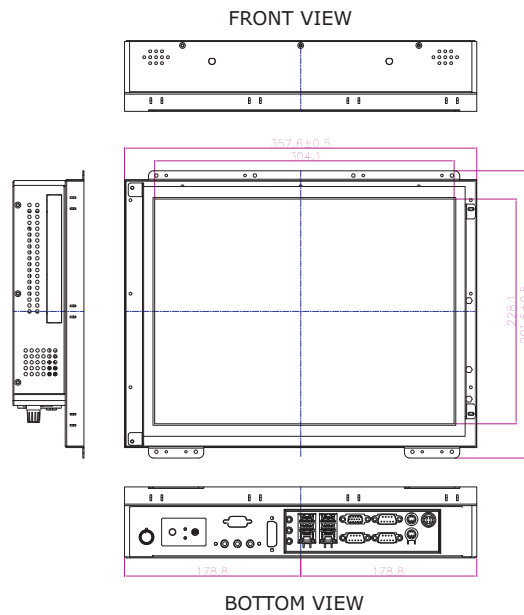
# R15IB7T-0FC3 15" Panel PC (Intel Celeron Bay Trial-M N2930 1.83GHz)

Mechanical Design



1. Brightness Adjustment Knob
2. Power On Button
3. Power Reset Button
4. RS-232 Conn.(Optional)
5. Audio Jack
6. USB(1 x 3.0, 3 x 2.0)
7. LAN
8. VGA
9. RS-232 Conn.
10. PS/2
11. DC-IN Lockable Power Jack

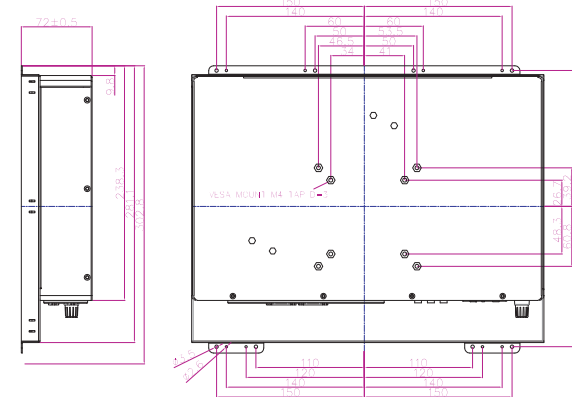
## Fully Integrated I/O



## Dimensions

SIDE VIEW

BACK VIEW



- \* Measurements shown in mm
- \* Tolerance of all dimensions is shown as follow 0~30 mm ± 0.1 mm, 30~50 mm ± 0.15 mm, 50~120 mm ± 0.2 mm, above 120 mm ± 0.25mm
- \* Note: this is a simplified drawing and some components are not marked in detail. Please contact our sales representative if you need further product information.

## Specifications

### System :

- CPU : Intel® Celeron Bay Trial-M N2930 1.83GHz
- Memory Slot : DDR3L -1066 MHz SO-DIMM x 2 Slot (MAX to 8GB)
- System Chipset : Intel Atom SoC Integrated
- IDE/SATA : 1 x SATA II
- LAN : Intel WG82574L GbE LANx2
- Audio Codec : Realtek ALC886 HD Audio Codec

### Panel Spec :

- Size/Type : 15" TFT
- Resolutions : 1024 x 768
- Brightness : 250 cd/m<sup>2</sup> (typ.)
- Contrast Ratio : 500 : 1(typ.)
- Viewing Angle : -70~70(H);-60~60(V)
- Max. Colors : 16.2M

### Input / Output :

- Serial Ports : 2 x RS232, 1 x RS232/422/485
- USB Ports : 1 x USB 3.0, 3 x USB 2.0
- Keyboard / Mouse : 2 x PS/2
- Ethernet : 2 x RJ45-10/100/1000 Mbps
- VGA : 1 x VGA (female)
- Audio : Line-out, Line-in, Mic in

• Default setting:RS232

### Environment Considerations :

- Operating Temperature : 0 deg.C to 45deg.C
- Operating Humidity : 30% to 90% (non condensing)

### OS BSP / Driver Support :

- Support Windows embedded 8 / Windows embedded 7
- \*For Windows Embedded 8, this panel PC supports the Metro UI, but does not support the Snap View feature

### Expansion Slot :

- 2 x Mini PCIe (1 for WiFi, 1 for 3G Module)
  - 1 x eDP by 2x10 DF-13 connector
- \* A customized housing is needed if you would like to have the PCI expansion.

### Power Specifications :

- Power Input : 12V DC IN (Lockable Power Jack)
- Power Consumption : 43W (typ.)(Max.backlight & high CPU load)

### Accessories :

- External Adapter : 110~230V Ac-in Power Adapter

### Order Options :

Mechanical : Open Frame Panel Mount(10 mm bezel) IP65(10 mm bezel)	Storage : 2.5" HDD/ mSATA SSD RAM : DDR3 1066 Max 8GB OS : Windows 7 embedded / Windows 8 embedded (Optional)
Touch : 5-Wires Resistive(Optional) AR Glass(Optional)	
(A customized housing is needed if you have demands of SAW/IR/IT/SC touch)	



Rev.	Reasons	Revised Date
1.0	First release	Apr-01-14
1.1	Spec change	Apr-15-14
1.2	Spec change	Apr-17-14

Note: All Specifications are subject to change without prior notice!

Revised Date:04/17/2014