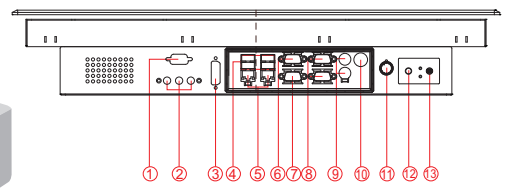
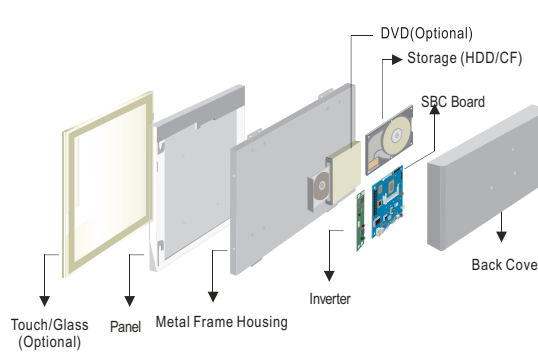


# W22IB7T-PMA3 21.5" Panel PC (Intel Celeron Bay Trial-M N2930 1.83GHz)



1. RS-232 (Optional)
2. Audio Jack
3. DVI (Optional)
4. USB(1 x 3.0, 3 x 2.0)
5. LAN
6. VGA
7. RS-232/422/485
8. RS-232
9. PS/2
10. 12V DC-in Power Jack
11. Brightness Adjustment Knob
12. Power On Button
13. Power Reset Button

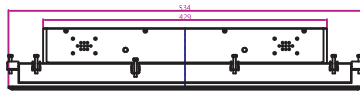
Panel Mount (5 mm front bezel)

Mechanical design

Fully Integrated I/O

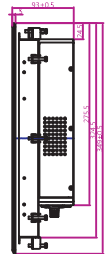
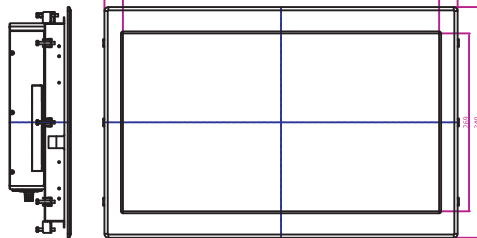
TOP VIEW

Dimensions

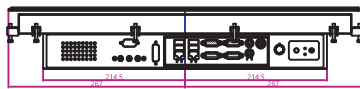
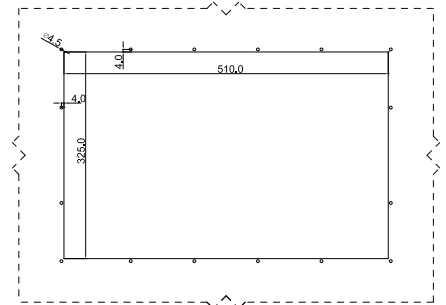


SIDE VIEW

BACK VIEW



IP65 CUT OUT



BOTTOM VIEW

- \* Measurements shown in mm
- \* Tolerance of all dimensions is shown as follow 0~30 mm ± 0.1mm, 30~50 mm ± 0.15 mm, 50~120 mm ± 0.2 mm, above 120 mm ± 0.25 mm
- \* Note: this is a simplified drawing and some components are not marked in detail. Please contact our sales representative if you need further product information.

## Specifications

### System :

- CPU : Intel® Celeron Bay Trial-M N2930 1.83GHz
- Memory Slot : DDR3L -1066 MHz SO-DIMM x 2 Slot (MAX to 8GB)
- System Chipset : Intel Atom SoC Integrated
- IDE/SATA : 1 x SATA II
- LAN : Intel WG82574L GbE LANx2
- Audio Codec : Realtek ALC886 HD Audio Codec

### Panel Spec :

- Size/Type : 21.5" TFT
- Resolutions : 1920 x 1080
- Brightness(cd/m<sup>2</sup>) : 250 (typ.)
- Contrast Ratio : 1000 : 1(typ.)
- Viewing Angle : 170(H);160(V)
- Max. Colors : 16.7M

### Input / Output :

- Serial Ports : 2 x RS232, 1 x RS232/422/485
- USB Ports : 1 x USB 3.0, 3 x USB 2.0
- Keyboard / Mouse : 2 x PS/2
- Ethernet : 2 x RJ 45-10/100/1000 Mbps
- VGA : 1 x VGA (female)
- Audio : Line-Out, Line-In, Mic in

● Default setting:RS232

### Environment Considerations :

- Operating Temperature : 0 deg.C to 45 deg.C
- Operating Humidity : 30% to 90% (non condensing)

### OS BSP / Driver Support :

- Support Windows embedded 8 / Windows embedded 7

### Expansion Slot :

- 2 x Mini PCIe (1 for WiFi, 1 for 3G Module)
- 1 x eDP by 2x10 DF-13 connector

\* A customized housing is needed if you would like to have the PCI expansion.

### Power Specifications :

- Power Input : 12V DC IN (Lockable Power Jack)
- Power Consumption : 60W (typ.)(Max.backlight & high CPU load)

### Accessories :

- External Adapter : 110~230V Ac-in Power Adapter

### Order Options :

- |   |   |
|---|---|
| Mechanical : Open Frame<br>Panel Mount(5 mm bezel)<br>IP65(10 mm bezel) | Storage : 2.5" HDD/ mSATA SSD                                 |
| Touch : 5-Wires Resistive(Optional)<br>AR Glass(Optional)               | RAM : DDR3 1066 Max 8GB                                       |
|   | OS : Windows 7 embedded /<br>Windows 8 embedded<br>(Optional) |

(A customized housing is needed if you have demands of SAW/IR/SC touch)



Rev.	Reasons	Revised Date
1.0	Spec change	Apr-01-14
1.1	Spec change	Apr-15-14